

# Commercial Item Determination (CID) Database Search

## Reference Guide

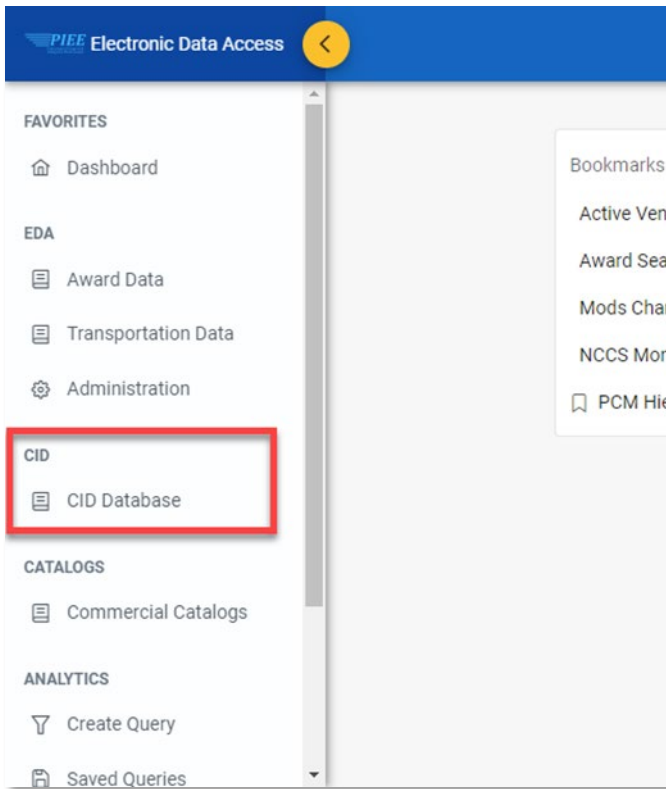


### Table of Contents

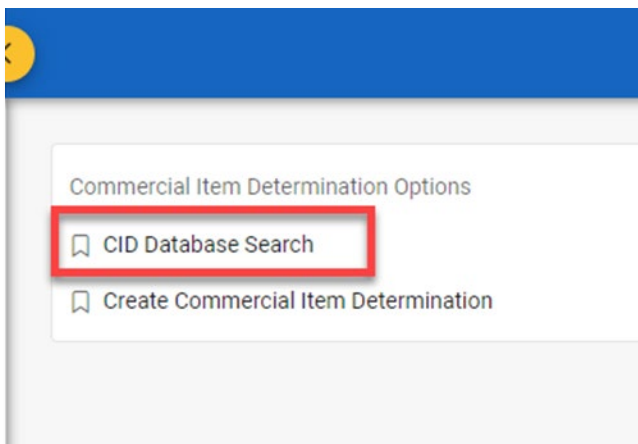
**Roles ..... 1**

**CID Database Search..... 1**

<b>Roles</b>	<p>Access to the CID Database will be granted to the following user roles:</p> <ul style="list-style-type: none"><li>• EDA Government users will have read only access to the CID Database</li><li>• Contracting Officer</li><li>• Contracting Specialist</li><li>• Upload Documents (DCMA DoDAAC S5113A)</li></ul> <p>The following user role(s) are identified as being tied to the 1102 job series or are identified as Contracting Officer/Contract Specialists. These roles will be auto granted access to the CID Database in EDA:</p> <ul style="list-style-type: none"><li>• CCO Contract Officer (Closeout)</li><li>• CCO Contract Specialist (Closeout)</li><li>• CDR ACO Assignee (CDR)</li><li>• CDR PCO Assignee (CDR)</li><li>• PALT Contracting Official (PALT)</li><li>• Contract Officer (SPM)</li><li>• Administrating Contracting Officer (SPM)</li><li>• Contract Specialist (SPM)</li><li>• CONIT Contracting Officer (CONIT)</li><li>• CONIT Contract Specialist (CONIT)</li><li>• SPRS Contracting Officer (SPRS)</li></ul> <p>The following role(s) may edit/delete documents that they have created:</p> <ul style="list-style-type: none"><li>• CCO Contract Officer (Closeout)</li><li>• CCO Contract Specialist (Closeout)</li><li>• CDR ACO Assignee (CDR)</li><li>• CDR PCO Assignee (CDR)</li><li>• PALT Contracting Official (PALT)</li><li>• Contract Officer (SPM)</li><li>• Administrating Contracting Officer (SPM)</li><li>• Contract Specialist (SPM)</li><li>• CONIT Contracting Officer (CONIT)</li><li>• CONIT Contract Specialist (CONIT)</li><li>• SPRS Contracting Officer (SPRS)</li></ul> <p>The following role(s) may edit/delete any CID documents:</p> <ul style="list-style-type: none"><li>• Upload Documents (DCMA DoDAAC S5113A)</li></ul>
<b>CID Database Search</b>	<ol style="list-style-type: none"><li>1. The user navigates to the EDA module and clicks CID Database link on the navigation bar.</li></ol>



2. Click CID Database Search.



3. Enter information in the search criteria and click the Search button.

The screenshot shows a web application interface for "CID Database Search" with the title "Commercial Item Determination Details". The form is organized into several sections:

- Header:** A blue bar at the top contains a search bar, a settings icon, and a power icon.
- Search Criteria:**
  - CID Number:** A text input field.
  - Contracting Office DoDAAC:** A text input field.
  - Contracting Officer Name:** A text input field.
  - Contracting Officer Email:** A text input field.
  - Requesting Service/Agency:** A text input field with a help icon.
  - Program:** A text input field with a help icon.
  - CID Signature Date:** A date range selector with dropdowns for "Greater than or equal to" and "Less than or equal to", and date pickers.
- Item Details:**
  - Commercial Determination:** A dropdown menu.
  - Supply/Service/IP:** A dropdown menu.
  - Item Description:** A large text area.
  - Item Code Description:** A text input field with a help icon.
  - Item Code Value:** A text input field with a help icon.
  - Buttons:** Below the input fields are two blue buttons: a "Print" icon and a "+" icon.
- Footer:** At the bottom left, there is a "Search" button (with a magnifying glass icon) and a "Bookmark" button (with a bookmark icon). At the bottom right, there is a "Cancel" button (with a close icon).

4. The search results are displayed, click on a CID link.

**Total Records Exceed Maximum** 124,113 records found. Only the first 10,000 records are available. To access all records, click "Export" to create an export task. Use the "Tasks" menu option to view task status and download the exported results.

### CID Database Search Results

Export Save Search Refine Search New Search

CID Number	CID Signature Date	Item Code Description	Item Code Value	Commercial Determination	Requesting Agency/Service	Contracting Officer Name
<a href="#">CID628765378</a>	2021-03-17	Company Part Number	123456	Commercial product, Definition 1(i) - Of a type, has been sold	Army	John Doe
<a href="#">CID628765378</a>	2021-03-17	Manufacturer's Part Number	123456	Commercial product, Definition 1(i) - Of a type, has been sold	Army	John Doe
<a href="#">CID628765378</a>	2021-03-17	Manufacturer's Name	Home Depot	Commercial product, Definition 1(i) - Of a type, has been sold	Army	John Doe
<a href="#">CID628765378</a>	2021-03-17	Manufacturer's CAGE	69PP2	Commercial product, Definition 1(i) - Of a type, has been sold	Army	John Doe
<a href="#">CID628765378</a>	2021-03-17	Color	Blue	Commercial product, Definition 1(i) - Of a type, has been sold	Army	John Doe
<a href="#">CID628765378</a>	2021-03-17	Manufacturer's DUNS	027816334	Commercial product, Definition 1(i) - Of a type, has been sold	Army	John Doe
<a href="#">CID364902632</a>	2021-03-16	Company Part Number	1	Commercial product, Definition 1(i) - Of a type, has been sold	Army	John Doe

Records: 1 to 10 1 2 3 4 5 10 10000 Records Returned

Cancel

5. The user can replace an attachment by clicking the Replace button and clicking the Replace button.

**CID Database Search Results**

Edit Commercial Item Determination

• CIDs saved in this database MUST NOT contain proprietary data.

Commercial Item Determination: CID628765378

**Commercial Item Determination Details**

Contracting Office DoDAAC: SUK12A

Contracting Officer Name: John Doe

Contracting Officer Email: johndoe@jagx.com

CID Signature Date: 2021/03/17

Requesting Service/Agency: Army

Program:

**Attachment\***

+ Replace

testAttachment1KB.txt

**Item Details**

+ Add

Save Delete CID Cancel

6. The user can edit the CID by clicking the edit button.

Edit Commercial Item Determination

CID Signature Date: 2021/03/17

Requesting Service/Agency: Army

Program:



**Attachment**

+ Replace

testAttachment1KB.txt

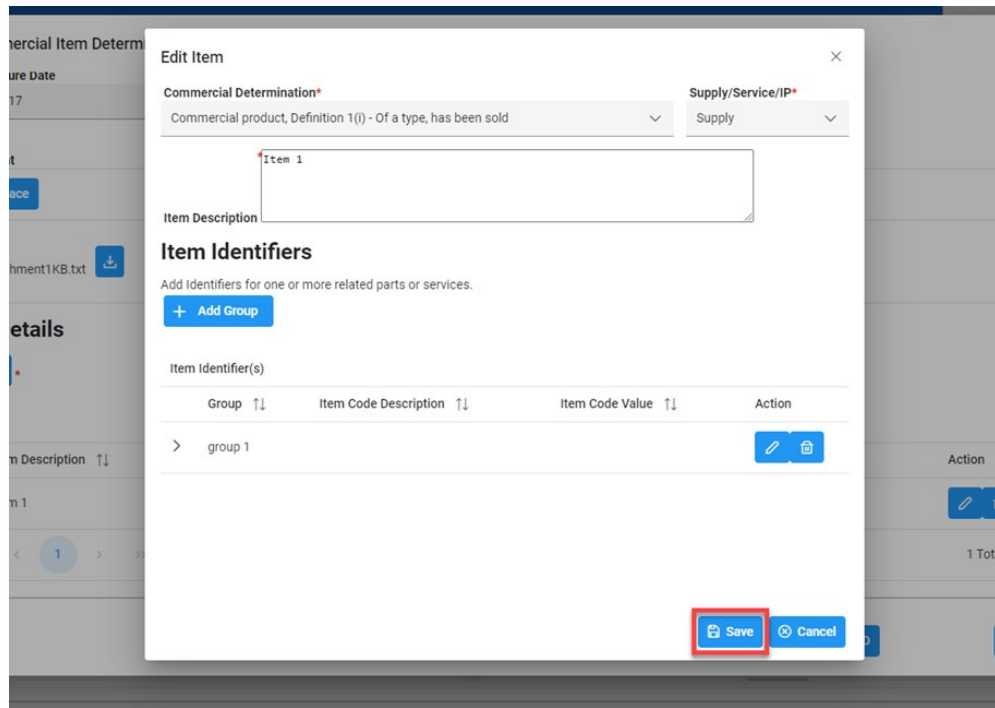
**Item Details**

+ Add

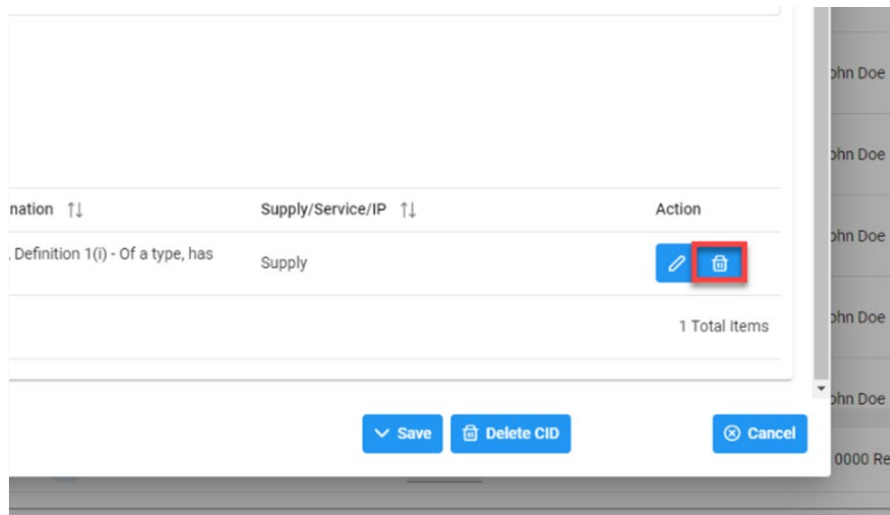
Item(s)	Item Description	Commercial Determination	Supply/Service/IP	Action
>	Item 1	Commercial product, Definition 1() - Of a type, has been sold	Supply	 

1 Total Items

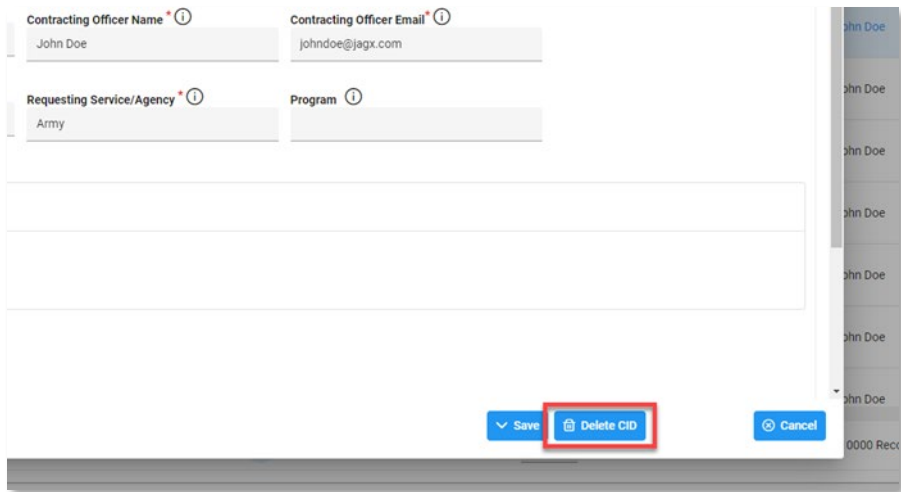
Save Delete CID Cancel



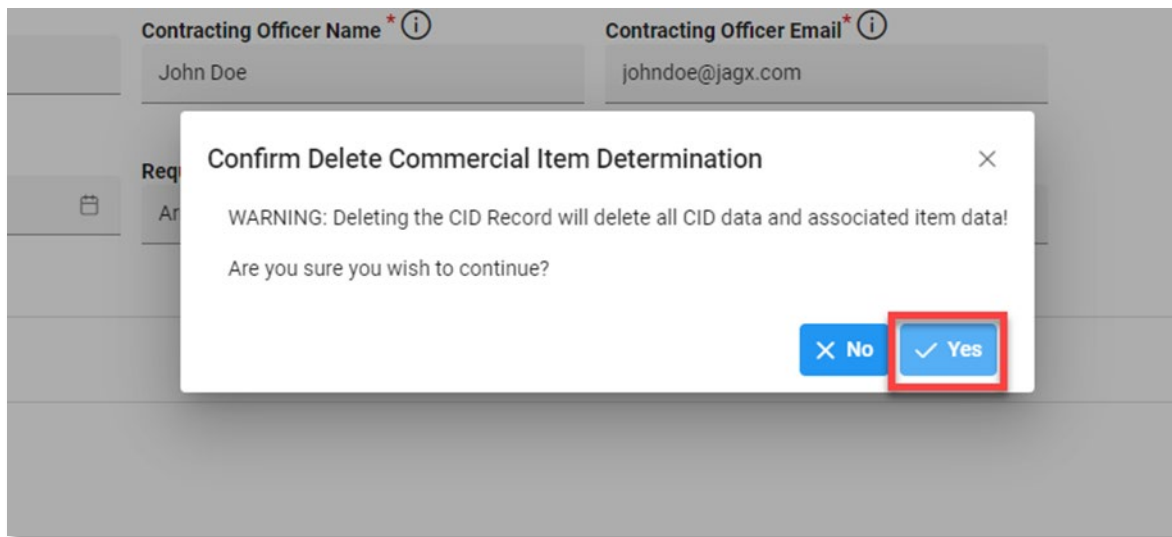
7. The user can also delete an item with Item Description by clicking the remove button.



8. The user can delete a CID by clicking Delete CID and confirming by clicking the Yes button on the popup.



This screenshot shows a web form with several input fields. The 'Contracting Officer Name' field contains 'John Doe' and the 'Contracting Officer Email' field contains 'johndoe@jagx.com'. The 'Requesting Service/Agency' field contains 'Army' and the 'Program' field is empty. At the bottom of the form, there are three buttons: 'Save', 'Delete CID', and 'Cancel'. The 'Delete CID' button is highlighted with a red rectangle.



This screenshot shows a confirmation popup dialog titled 'Confirm Delete Commercial Item Determination'. The dialog contains the following text: 'WARNING: Deleting the CID Record will delete all CID data and associated item data!' and 'Are you sure you wish to continue?'. At the bottom right of the dialog, there are two buttons: 'No' and 'Yes'. The 'Yes' button is highlighted with a red rectangle.